


# Ajmera Realty & Infra India Limited



Regd. Office: "Citi Mall", 2<sup>nd</sup> Floor, Link Road, Andheri (West), Mumbai 400 053

Tel.: +91-22-6698 4000 Fax: +91-22-2632 5902 • Email: investors@ajmera.com • Website: www.aril.co.in

CIN NO. L27104 MH 1985 PLC035659

Ref: SEC/ARIL/BSE-NSE/2021-22

Date: 12<sup>th</sup> November, 2021

The Bombay Stock Exchange Limited Phiroze Jeejeebhoy Towers Dalal Street Mumbai – 400 001  <b>Script Code : 513349</b>	National Stock Exchange of India Limited 5 <sup>th</sup> Floor, Exchange Plaza, Bandra Kurla Complex Bandra(East) Mumbai-400051  <b>Script Code : AJMERA</b>
---	---

**Sub: Newspaper Publication of Financial Results for Second Quarter and Half Year ended 30<sup>th</sup> September, 2021**

Dear Sir,

In compliance with Regulation 47 of SEBI (Listing Obligation and Disclosure Requirements) Regulations, 2015 please find enclosed the newspaper advertisements of Unaudited Financial Results for the Second Quarter and Half Year ended 30<sup>th</sup> September, 2021 published in Business Standard and Mumbai Lakshadeep on 12<sup>th</sup> November, 2021.

Kindly take the same in your records.


Thanking You.


Yours faithfully,


**For AJMERA REALTY & INFRA INDIA LIMITED**


**HARSHINI B. PARIKH**  
**COMPANY SECRETARY & COMPLIANCE OFFICER**  
Encl: As above


 <b>HB PORTFOLIO LIMITED</b> CIN : L67120HR1994PLC034148 Registered Office : Plot No. 31, Echelon Institutional Area, Sector 32, Gurugram - 122001, Haryana Phone : + 91-124-4675500 Fax : + 91-124-4370985 E-mail : corporate@hbportfolio.com, Website : www.hbportfolio.com							
<b>STATEMENT OF UN-AUDITED FINANCIAL RESULTS (CONSOLIDATED AND STANDALONE) FOR THE QUARTER AND HALF YEAR ENDED 30/09/2021</b>							
(Rs. in Lakhs)							
S. No.	Particulars	Consolidated			Standalone		
		Quarter ended	Corresponding 3 months ended in the previous year	Half Year ended	Quarter ended	Corresponding 3 months ended in the previous year	Half Year ended
		30/09/2021	30/09/2020	30/09/2021	30/09/2021	30/09/2020	30/09/2021
		Un-audited	Un-audited	Un-audited	Un-audited	Un-audited	Un-audited
1.	Total Income from Operations (net)	358.03	421.39	872.01	50.44	25.18	58.81
2.	Net Profit / (Loss) for the period (before Tax, Exceptional items)	(13.42)	134.53	287.44	(13.82)	(11.88)	(45.79)
3.	Net Profit / (Loss) for the period before tax (after Exceptional items)	(13.42)	134.53	287.44	(13.82)	(11.88)	(45.79)
4.	Net Profit / (Loss) for the period after tax (after Exceptional items)	(13.59)	83.75	273.11	(14.39)	(12.87)	(46.96)
5.	Total Comprehensive Income for the period [Comprising Profit/ (Loss) for the period (after tax) and other Comprehensive Income (after tax)]	193.93	924.28	5176.60	153.62	829.69	4696.31
6.	Equity Share Capital	1076.42	1076.42	1076.42	1076.42	1076.42	1076.42
7.	Reserves (excluding Revaluation Reserve as shown in the Balance Sheet of previous year)	NA	NA	NA	NA	NA	NA
8.	Earnings Per Share (of Rs. 10/- each) (for continuing and discontinued operations)-						
	Basic:	(0.20)	0.51	2.41	(0.13)	(0.12)	(0.44)
	Diluted:	(0.20)	0.51	2.41	(0.13)	(0.12)	(0.44)
<b>Notes:</b> (i) The above is an extract of the detailed format of the Quarterly/ Half Yearly Financial Results filed with the Stock Exchange under Regulation 33 of the SEBI (Listing Obligations and Disclosure Requirements) Regulations, 2015. The full format of the Quarterly/ Half Yearly Financial Results is available on the website of Stock Exchange, BSE Limited, <a href="http://www.bseindia.com">www.bseindia.com</a> and Company's website, <a href="http://www.hbportfolio.com">www.hbportfolio.com</a> (ii) The aforesaid results were placed before and reviewed by the Audit Committee at its meeting held on 11th November, 2021 and approved by the Board of Directors at its meeting held on the same date.							
For HB Portfolio Limited Sd/- ANIL GOYAL (Managing Director) DIN: 00019338							
Place : Gurugram Date : 11/11/2021							

 <b>SOLARA</b> Active Pharma Sciences <b>SOLARA ACTIVE PHARMA SCIENCES LIMITED</b> CIN: L24230MH2017PLC291636 Regd. Office: No. 201 Devavrata, Sector 17, Vashi, Navi Mumbai - 400 703. Corp. Office: No 28, Sardar Patel Road, Guindy, Chennai - 600 032.							
<b>CONDENSED CONSOLIDATED UNAUDITED FINANCIAL RESULTS FOR THE QUARTER AND SIX MONTHS ENDED SEPTEMBER 30, 2021</b>							
(Rs. in Crores except per share data)							
Sl. No.	Particulars	3 months ended	Preceding 3 months ended	Corresponding 3 months ended in the previous year	Year to date figures for the current period ended	Year to date figures for the previous period ended	Previous Financial Year ended
		30.09.2021	30.06.2021	30.09.2020	30.09.2021	30.09.2020	31.03.2021
		UNAUDITED	UNAUDITED	UNAUDITED	UNAUDITED	UNAUDITED	AUDITED
<b>Continuing operations:</b>							
1	Total income from operations	404.92	411.48	403.68	816.40	756.68	1,645.65
2	Net Profit for the period before tax	29.68	50.11	56.77	79.79	99.09	221.50
3	Net Profit for the period after tax	29.68	50.11	56.69	79.79	98.96	221.35
4	Other Comprehensive Income for the period	0.39	(0.06)	(3.09)	0.33	(3.08)	(2.40)
5	Total Comprehensive Income for the period (3 + 4)	30.07	50.05	53.60	80.12	95.88	218.95
6	Equity Share Capital	35.92	35.92	35.81	35.92	35.81	35.92
7	Other Equity						1,552.60
8	Earnings Per Share (of Rs. 10/- each) (for continuing operations) -						
	Basic (Rs.)	8.27	13.95	19.21	22.22	34.96	69.00
	Diluted (Rs.)	8.22	13.88	17.25	22.10	31.99	64.52
<b>Notes:</b> 1 The above is an extract of the detailed format of Quarterly Financial Results filed with the Stock Exchanges under Regulation 33 of the SEBI (Listing and Other Disclosure Requirements) Regulations, 2015. The full format of the Quarterly Financial Results are available on the websites of the NSE Limited ( <a href="http://www.nseindia.com">www.nseindia.com</a> ), BSE Limited ( <a href="http://www.bseindia.com">www.bseindia.com</a> ) and at the Company's website ( <a href="http://www.solara.com">www.solara.com</a> ) 2 The above consolidated financial results of Solara Active Pharma Sciences Limited ("the Company") as reviewed by the Audit Committee has been approved by the Board of Directors at its meeting held on November 11, 2021. The results for the quarter ended and half year ended September 30, 2021 has been reviewed by Deloitte Haskins & Sells LLP, the statutory auditors of the Company. The statutory auditors of the Company have expressed an unmodified conclusion on the financial results for the quarter ended and half year ended September 30, 2021. 3 The financial information pertaining to prior period have been regrouped / reclassified wherever necessary to conform with the classification required in order to comply with the requirements of the amended Schedule III of the Companies Act, 2013 which was effective from April 01, 2021							
For and on behalf of board Bharath R Sessa Managing Director & CEO							
Place : Bengaluru Date : November 11, 2021							

 <b>AJMERA REALTY &amp; INFRA INDIA LIMITED</b> CIN: L27104MH1985PLC035659 Regd Office: 2nd Floor, Citi Mall, New Link Road, Andheri (W), Mumbai - 400 053 Tel: +91-22-66984000   Fax: +91-22-26325902   Website: <a href="http://www.ajmera.com">www.ajmera.com</a>   E-mail Id: <a href="mailto:investors@ajmera.com">investors@ajmera.com</a>							
<b>EXTRACT OF THE STANDALONE AND CONSOLIDATED UNAUDITED FINANCIAL RESULTS FOR THE QUARTER AND HALF YEAR ENDED 30TH SEPTEMBER, 2021</b>							
(Rs. in Lakhs)							
Sl. No.	Particulars	STANDALONE			CONSOLIDATED		
		Quarter Ended	Half Year Ended	Quarter Ended	Quarter Ended	Half Year Ended	Quarter Ended
		30-Sep-21	30-Sep-21	30-Sep-20	30-Sep-21	30-Sep-21	30-Sep-20
		Un-Audited	Un-Audited	Un-Audited	Un-Audited	Un-Audited	Un-Audited
1	Total Income From Operations	10,008	23,535	10,932	9,775	20,344	5,424
2	Net Profit/ (Loss) for the period (before Tax, Exceptional items )	1,485	2,928	1,166	1,309	2,485	602
3	Net Profit/ (Loss) for the period before Tax (after Exceptional Items )	1,485	2,928	1,166	1,309	2,485	602
4	Net Profit/ (Loss) for the period after tax (after Exceptional items)	1,143	2,169	770	980	1,860	450
5	Total Comprehensive Income for the period (Comprehensive Profit/Loss) for the period (after tax) and Other Comprehensive Income (after tax)	1,143	2,169	770	980	1,860	450
6	Paid up Equity Share Capital	3,548	3,548	3,548	3,548	3,548	3,548
7	Other Equity	-	65,087	-	-	58,380	-
8	Earning per Share (of Rs.10 each) (for continuing and discontinued operations)						
	1) Basic	3.22	6.11	2.17	2.76	5.24	1.27
	2) Diluted	3.22	6.11	2.17	2.76	5.24	1.27
<b>Notes:</b> 1 The above results and statement of Assets & Liabilities and cashflow statement were reviewed by the Audit Committee and have been taken on record by the Board of Directors of the Company at its Meeting held on 11th November, 2021 along with limited review by the Statutory Auditors. 2 This statement has been prepared in accordance with the Companies (Indian Accounting Standards) Rules, 2015 (IND AS) prescribed under Section 133 of Companies Act, 2013 and other recognized accounting practices and policies to the extent applicable. 3 Previous years figures have been regrouped, re-arranged and re-classified wherever necessary to confirm to current period's classification. 4 The Company is engaged in one segment viz. "Real Estate /Real Estate Development and Related Activities" and as such, during the current quarter there are no separate reportable segment as per IND AS -108 "Operating Segments". 5 The Company's operations were impacted by the Covid 19 pandemic. In preparation of these results, the Company has taken into account internal and external sources of information to assess possible impacts of the pandemic, including but not limited to assessment of liquidity and going concern, recoverable values of its financial and non-financial assets, impact on revenues and estimates of residual costs to complete ongoing projects. Based on current indicators of future economic conditions, the Company has sufficient liquidity and expects to fully recover the carrying amount of its assets. Considering the evolving nature of the pandemic, its actual impact in the future could be different from that estimated as at the date of approval of these financial results. The Company will continue to monitor any material changes to future economic conditions.							
For Ajmera Realty & Infra India Limited Sd/- Rajnikant S. Ajmera Chairman & Managing Director							
Place: Mumbai Date: 11th November, 2021							

 <b>IGARASHI MOTORS INDIA LTD.</b> Regd. Office : Plot No. B-12 to B-15, Phase II, MEPZ-SEZ, Tambaram, Chennai - 600045, India Phone No. : +91-44-42298199 Website: <a href="http://www.igarashimotors.com">www.igarashimotors.com</a> , Email : <a href="mailto:investorservices@igarashimotors.co.in">investorservices@igarashimotors.co.in</a> CIN : L29142TN1992PLC021997							
<b>Extract of Statement of unaudited financial results for the quarter and half year ended 30 September 2021</b>							
(Rs. in lakhs, except per equity share data)							
Sl No.	Particulars	Quarter ended			Half year ended		Year ended
		30-Sep-21	30-Jun-21	30-Sep-20	30-Sep-21	30-Sep-20	31-Mar-2021
		(unaudited)	(unaudited)	(unaudited)	(unaudited)	(unaudited)	(Audited)
1	Revenue from operations	15,899.35	14,839.42	15,035.22	30,738.77	19,586.49	53,286.05
2	Profit/ (loss) before tax	719.11	505.88	1,385.04	1,224.99	(33.51)	3,244.94
3	Profit for the period / year	513.68	375.15	1,181.40	888.83	129.08	2,562.03
4	Total comprehensive income for the period / year	554.80	465.32	1,263.76	1,020.12	279.15	1,983.72
5	Paid up equity share capital (Face value of Rs. 10 each)	3,147.50	3,147.50	3,147.50	3,147.50	3,147.50	3,147.50
6	Reserves i.e. Other Equity						40,784.19
7	Earnings per share (Rs.) (Not annualised in the quarters)						
	(i) Basic	1.63	1.19	3.75	2.82	0.41	8.14
	(ii) Diluted	1.63	1.19	3.75	2.82	0.41	8.14
<b>Notes to the unaudited financial results for the quarter and half year ended 30 September 2021:</b> a. The unaudited financial results for the quarter and half year ended 30 September 2021 has been reviewed by the Audit Committee at its meeting held on 10 November 2021 and approved at the meeting of the Board of Directors held on that date. The above results have been subjected to limited review by the Statutory auditors of the Company. The report of the statutory auditor is unqualified. b. These financial results have been prepared in accordance with Indian Accounting Standards (Ind AS) prescribed under Section 133 of the Companies Act, 2013 and other accounting principles generally accepted in India and in terms of Regulation 33 of the SEBI (Listing Obligations and Disclosure Requirements) Regulations, 2015. c. The Company is predominantly engaged in the manufacture of components for automotive industry, which in the context of Indian Accounting Standard (Ind AS) 108 - Operating Segments, is considered as the only reportable operating segment of the Company. d. The COVID-19 pandemic is an evolving human tragedy declared a global pandemic by the World Health Organisation with adverse impact on economy and business. In light of these circumstances, the Company has considered the possible effects that may result from COVID-19 on the carrying amounts of financial and non financial assets as well as liabilities accrued. The actual impact of the global health pandemic may be different from that which has been estimated, as the COVID 19 situation evolves in India and globally. Having reviewed the underlying data and based on current estimates the Company expects the carrying amount of these assets will be recovered and there is no significant impact on liabilities accrued. However, the Company will continue to closely monitor any material changes to future economic conditions. e. Figures for the prior periods / year have been reclassified wherever required to conform to the classification of the current period / year. f. The full format results are available on the Bombay Stock Exchange website ( <a href="http://www.bseindia.com">www.bseindia.com</a> ), the National Stock Exchange website ( <a href="http://www.nseindia.com">www.nseindia.com</a> ) and on the Company's website ( <a href="http://www.igarashimotors.com">www.igarashimotors.com</a> ).							
For Igarashi Motors India Limited R Chandrasekaran Managing Director DIN: 00012643							
Place : Chennai Date : 10 November 2021							

 <b>GEECEE VENTURES LIMITED</b> CIN: L24249MH1984PLC032170 Regd. Office: 209-210, Arcadia Building, 2 <sup>nd</sup> Floor, 195, Nariman Point, Mumbai-400 021. Tel. No.: 91-22-4019 8600; Fax No.: 91-22-4019 8650; Email: <a href="mailto:geecce.investor@gcvl.in">geecce.investor@gcvl.in</a> ; Website: <a href="http://www.geecceventures.com">www.geecceventures.com</a>						
<b>EXTRACT OF STANDALONE AND CONSOLIDATED UN-AUDITED FINANCIAL RESULTS FOR THE QUARTER AND HALF YEAR ENDED 30<sup>TH</sup> SEPTEMBER, 2021</b>						
(Rs in Lacs except per share data)						
Particulars	Standalone			Consolidated		
	Quarter Ended	Half Year Ended	Quarter Ended	Quarter Ended	Half Year Ended	Half Year Ended
	30/9/2021	30/9/2020	30/9/2021	30/9/2021	30/9/2020	30/9/2021
Total income from operations (net)	1036.46	794.41	1,873.26	1243.5	833.75	2,111.24
Net Profit/(Loss) for the period (before Tax, Exceptional and/or Extraordinary items)	465.38	309.78	799.03	557.32	309.43	914.95
Net Profit / (Loss) for the period before tax (after Exceptional and/or Extraordinary items)	465.38	309.78	799.03	557.32	309.43	914.95
Net Profit/(Loss) for the period after tax (after Exceptional and/or Extraordinary items)	352.39	233.02	597.81	420.37	231.96	684.00
Total Comprehensive Income for the period [Comprising Profit/(Loss) for the period (after tax) and Other Comprehensive Income (after tax)]	1461.43	397.49	2,114.90	1644.98	491.07	2,414.04
Equity Share Capital	2091.17	2,091.17	2,091.17	2091.17	2,091.17	2,091.17
Reserves (excluding Revaluation Reserve) as shown in the Audited Balance Sheet of the previous year	-	-	-	-	-	-
Earnings Per Share (of ₹10/- each) (for continuing and discontinued operations) - Before Extra- Ordinary items						
1. Basic:	1.69	1.11	2.86	2.02	1.11	3.27
2. Diluted:	1.69	1.11	2.86	2.02	1.11	3.27
<b>Notes:</b> (a) The above financial results was reviewed by the Audit Committee at their meeting held on November 11, 2021 and the same has been approved by the Board of Directors at its meeting held on November 11, 2021 . (b) The above results are in accordance with the Indian Accounting Standards (Ind AS) as prescribed under Section 133 of the Companies Act, 2013 read with Rule 3 of the Companies (Indian Accounting Standards) Rules, 2015 and Companies (Indian Accounting Standards) (Amendment Rules), 2016. (c) The above is an extract of the detailed format of Financial Results for Quarter ended 30 <sup>th</sup> September, 2021 filed with Stock Exchanges under Regulation 33 of the SEBI (Listing and Other Disclosure Requirements) Regulations, 2015. The full format of Quarterly Financial Results are available on the Stock Exchanges BSE Limited ( <a href="http://www.bseindia.com">www.bseindia.com</a> ) or that of National Stock Exchange of India Limited ( <a href="http://www.nseindia.com">www.nseindia.com</a> ) and also on Company's Website ( <a href="http://www.geecceventures.com">www.geecceventures.com</a> ).						
For GeeCee Ventures Limited Sd/- Mr. Gaurav Shyamsukha Whole Time Director (Din:01646181)						
Place : Mumbai Date : 11 <sup>th</sup> November, 2021						

 <b>Toyota Financial Services India Limited</b> Regd. Office: No.21, Centropolis, First Floor, 5th Cross, Langford Road, Shanti Nagar, Bangalore - 560 025 CIN: U74900KA2011FLC058752   <a href="http://www.toyotafinance.co.in">www.toyotafinance.co.in</a> Tel : +91 80 4344 2800   Fax: +91 80 4344 2930   Email : <a href="mailto:investorrelations@tfsin.co.in">investorrelations@tfsin.co.in</a>					
<b>Extract of unaudited financial results for quarter ended and half year ended 30 September 2021</b>					
(Amounts are in Rs. Million, except per share data)					
Sl. No	Particulars	Quarter ended	Half year ended	Half Year ended	Year ended
		30 September 2021	30 September 2021	30 September 2020	31 March 2021
		Unaudited	Unaudited	Unaudited	Audited
1	Total Income from Operations	1,886.01	3,401.70	3,459.74	6,882.78
2	Net Profit / (Loss) for the period (before Tax, Exceptional and/or Extraordinary items)	873.84	385.85	144.33	731.16
3	Net Profit / (Loss) for the period before tax (after Exceptional and/or Extraordinary items)	873.84	385.85	144.33	731.16
4	Net Profit / (Loss) for the period after tax (after Exceptional and/or Extraordinary items)	809.26	281.27	104.67	521.48
5	Total Comprehensive Income for the period [Comprising Profit / (Loss) for the period (after tax) and other Comprehensive Income (after tax)]	807.73	279.74	104.94	523.17
6	Paid up Equity Share Capital	9,579.73	9,579.73	9,579.73	9,579.73
7	Reserves (excluding Revaluation Reserve)	1,423.02	1,423.02	725.05	1,143.29
8	Securities Premium Account	3,320.27	3,320.27	3,320.27	3,320.27
9	Net worth	14,323.02	14,323.02	13,625.05	14,043.29
10	Paid up Debt Capital / Outstanding Debt	55,573.96	55,573.96	58,204.71	57,059.54
11	Outstanding Redeemable Preference Shares	NA	NA	NA	NA
12	Debt Equity Ratio	3.88	3.88	4.27	4.06
13	Earnings Per Share (of Rs. 10/- each) (for Continued and discontinued operations)				
	(a) Basic	0.84	0.29	0.11	0.54
	(b) Diluted	0.84	0.29	0.11	0.54
14	Capital Redemption Reserve	NA	NA	NA	NA
15	Debenture Redemption Reserve	NA	NA	NA	NA
16	Debt Service Coverage Ratio	NA	NA	NA	NA
17	Interest Service Coverage Ratio	NA	NA	NA	NA
<b>Notes:-</b> a) In accordance with Regulation 52 of the Securities and Exchange Board of India (Listing Obligations and Disclosure Requirements) Regulations, 2015, the Company has published unaudited financial results for the quarter ended and half year ended 30 September 2021. The above unaudited financial results were reviewed by the Audit Committee and approved by the Board of Directors at its meeting held on 11 November 2021. b) The above is an extract of the detailed format of the quarterly and half yearly results filed with the National Stock Exchange (NSE) under Regulation 52 of the SEBI (Listing Obligations and Disclosure Requirements) Regulations, 2015. The full financial results are available on the website of National Stock Exchange ( <a href="http://www.nseindia.com">www.nseindia.com</a> ) and is also available on the Company's website <a href="http://www.toyotafinance.co.in">www.toyotafinance.co.in</a> . c) For the items referred to in the sub-clauses of the Regulation 52(4) of the SEBI (Listing Obligations and Disclosure Requirements) Regulations, 2015 the pertinent disclosures have been made to the National Stock Exchange and can be accessed on <a href="http://www.nseindia.com">www.nseindia.com</a> . d) The company does not have corresponding financial results for the quarter ended 30 September, 2020 accordingly corresponding figures for the quarter ended 30 September 2020 have not been presented. e) The financial results of the Company have been prepared in accordance with Indian Accounting Standards (Ind AS) notified under the Companies (Indian Accounting Standards) Rules 2015 as amended by the Companies (Indian Accounting Standards) Rules, 2016.					
for Toyota Financial Services India Limited Sd/- Narayanaswamy Raja Managing Director & CEO DIN: 06840450					

